



JW TECH CO., LTD.

Industrial Weigh Scale Tel. 02-7337702 (Auto)

Price List 2009



WWW.JWTECH.CO.TH

LP7610 Bench scale

Include Frame .Platform. indicator. Load cell and Column

(รวม หัวอ่าน แบตเตอรี่, โหลดเซลล์, และ ขาตั้งหัวอ่าน)

Instruction:

5mm steel plate by stamping, no welding;

(ฐานหนา 5 มม. ไม่มีรอยเชื่อม)

Sealing structure, dampproof and waterproof;

(โครงสร้างมีซิลอยางดี, กันน้ำ, กันกระแทก เหมาะ สำหรับงานชั่งอุตสาหกรรมทั่วไป)

Application for all kinds of industrial weighing.



Product No.	Max. Capacity	Frame Material	Pan Material	Pan Size	Price (Baht)	Pan Height	Column
LP7610-30/60/100/150-2525	30~150 kg	C.S	1mm430 S.S	250*250		60 mm	300mm
LP7610S-30/60/100/150-2525		C.S	1mm304 S.S				
LP7610SS-30/60/100/150--2525		304 S.S	1mm304 S.S				
LP7610-30/60/100/150-3030		C.S	1mm430 S.S	300*300			
LP7610S-30/60/100/150--3030		C.S	1mm304 S.S				
LP7610SS-30/60/100/150--3030		304 S.S	1mm304 S.S				
LP7610-30/60/100/150-4040		C.S	1mm430 S.S	400x400			
LP7610S-30/60/100/150-4040		C.S	1mm304 S.S				
LP7610SS-30/60/100/150-4040		304 S.S	1mm304 S.S				
LP7610-30/60/100/150-4050		C.S	1mm430 S.S	400x500			
LP7610S-30/60/100/150-4050		C.S	1mm304 S.S				
LP7610SS-30/60/100/150-4050		304 S.S	1mm304 S.S				

Note: LP7610SS: LP7160-SS stainless steel load cell. LP7510 stainless steel indicator. C.S: Carbon Steel S.S: Stainless Steel

LP7610W Washdown Bench

Include Platform.IP 67 Waterproof Stainless steel indicator. Stainless steel Load cell and Column

Instruction:

5mm steel plate by stamping, no welding;

Sealing structure, dampproof and waterproof;

Application for all kinds of industrial weighing.



Product No.	Max. Capacity	Frame Material	Pan Material	Pan Size	Price (Baht)	Pan Height	Column
LP7610W-30/60/100/150--2525	30-150kg	304 S.S	1mm304 S.S	250*250		60 mm	220 mm
LP7610W-30/60/100/150--3030		304 S.S	1mm304 S.S	300*300			220 mm
LP7610W-30/60/100/150-4040		304 S.S	1mm304 S.S	400*400			400 mm
LP7610W-30/60/100/150-4050		304 S.S	1mm304 S.S	400*500			400 mm

Note: LP7610SS: LP7160-SS stainless steel load cell. LP7510 stainless steel indicator. C.S: Carbon Steel S.S: Stainless Steel

LP7611 Bench scale

Include Frame. Pan. Indicator. Load cell and Column

(รวม หัวอ่าน แบตเตอรี่, โหลดเซลล์, และ ขาตั้งหัวอ่าน)





JW TECH CO., LTD.

Industrial Weigh Scale Tel. 02-7337702 (Auto)

Price List 2009



WWW.JWTECH.CO.TH

Instruction:

Pipe by welding;

Stable and durable structure;

Application for all dry environment.

(โครงสร้างสมดุล แข็งแกร่ง)

(สำหรับงานพื้นที่แห้ง)



Product No.	Max. Capacity	Frame Material	Pan Material	Pan Size	Price (Baht)	Pan Height	Column
LP7611-60/100/150-5060	60~150 kg	C.S	1mm430 S.S	500*600		90 mm	800 mm
LP7611S-60/100/150-5060	60~150 kg	C.S	1mm304 S.S				
LP7611SS-60/100/150-5060	60~150 kg	304 S.S	1mm304 S.S				
LP7611-300/500/600-5060	300~600 kg	C.S	1.5mm430 S.S				
LP7611S-300/500/600-5060	300~600 kg	C.S	1.5mm304S.S				
LP7611SS-300/500/600-5060	300~600 kg	304 S.S	1.5mm304S.S				
LP7611-60/100/150-6080	60~150 kg	C.S	2mm430 S.S	600*800		105 mm	800 mm
LP7611S-60/100/150-6080	60~150 kg	C.S	2mm304 S.S				
LP7611SS-60/100/150-6080	60~150 kg	304 S.S	2mm304 S.S				
LP7611-300/500/600-6080	300 kg	C.S	2mm430 S.S				
LP7611S-300/500/600--6080	300 kg	C.S	2mm304 S.S				
LP7611SS-300/500/600-6080	300 kg	304 S.S	2mm304 S.S				
LP7611-1000-6080	1000 kg	C.S	2mm430 S.S				
LP7611S-1000-6080	1000 kg	C.S	2mm304 S.S				
LP7611S-1000-6080	1000 kg	S.S	2mm304 S.S				

Note: LP7611SS: LP7611SS or LP7162 S.S load cell, LP7510 stainless steel indicator. C.S(Carbon steel) S.S(Stainless steel)

LP7612 Moveable Bench scale with wheels and backrail





JW TECH CO., LTD.

Industrial Weigh Scale Tel. 02-7337702 (Auto)

Price List 2009



WWW.JWTECH.CO.TH

Include Frame. Pan. Indicator. Load cell and Column

Instruction:

Pipe by welding;

Stable and durable structure;

with 4 wheels 1 internal printer and backrail

Application for all dry environment.



Product No.	Max. Capacity	Frame Material	Pan Material	Pan Size	Price (Baht)	Pan Height	Column
LP7610-30/60/100/150-4050	30-150kg	C.S	1mm430 S.S	400x500		60 mm	700 mm
LP7610S-30/60/100/150-4050	30-150kg	C.S	1mm304 S.S				
LP7610SS-30/60/100/150-4050	30-150kg	304 S.S	1mm304 S.S				
LP7611-60/100/150-5060	60~150 kg	C.S	1mm430 S.S	500*600		90 mm	800 mm
LP7611S-60/100/150-5060	60~150 kg	C.S	1mm430 S.S				
LP7611SS-60/100/150-5060	60~150 kg	304 S.S	1mm430 S.S				
LP7611-300/500/600-5060	300~600 kg	C.S	1.5mm430 S.S				
LP7611S-300/500/600-5060	300~600 kg	C.S	1.5mm430 S.S				
LP7611SS-300/500/600-5060	300~600 kg	304 S.S	1.5mm430 S.S				
LP7611-60/100/150-6080	60~150 kg	C.S	2mm430 S.S	600*800		105 mm	800 mm
LP7611S-60/100/150-6080	60~150 kg	C.S	2mm430 S.S				
LP7611SS-60/100/150-6080	60~150 kg	304 S.S	2mm430 S.S				
LP7611-300/500/600-6080	300 kg	C.S	2mm430 S.S				
LP7611S-300/500/600--6080	300 kg	C.S	2mm430 S.S				
LP7611SS-300/500/600-6080	300 kg	304 S.S	2mm430 S.S				
LP7611-1000-6080	1000 kg	C.S	2mm430 S.S				
LP7611S-1000-6080	1000 kg	C.S	2mm430 S.S				
LP7611S-1000-6080	1000 kg	S.S	2mm430 S.S				

Note: LP7611SS: LP7161SS or LP7162 S.S load cell. LP7510 stainless steel indicator. C.S(Carbon steel) S.S(Stainless steel)

LP7620

No Frame Floor scale

Include platform 1 pcs Indicator(LCD or LED) . 1 pcs junction-box . 4 pcs sheer beam load cell and 6m cable.



JW TECH CO., LTD.

Industrial Weigh Scale Tel. 02-7337702 (Auto)

Price List 2009



WWW.JWTECH.CO.TH

(รวม ถาด, หัวอ่าน, โหลดเซลล์ 4 ชุด, กล้องต่อสาย, และ สายเคเบิลยาว 6 เมตร)

Option: Column(round column or rectangular column)

Instruction:

No Frame. Low profile and U-type beam : (ไม่มีเฟรมป้องกัน โหลดเซลล์)

Self-aligning: (ตั้งศูนย์แล้ว)

C.S surface: powder-coated

S.S surface: polished & brushed



LED display



LCD display



Ramp



Product No.	Max. Capacity	Frame Material	Cover Material	Platform Size (m*m)	Platform Height(mm)	Price (Baht)	weight
LP7620-1/2/3-1010	1~3	C.S	6mmChequeredplate	1.0*1.0	100		80
LP7620S-1/2/3-1010	1~3	C.S	1.5mm304 S.S		100		90
LP7620SS-1/2/3-1010	1~3	304 S.S	5mm304 S.S		100		75
LP7620-5-1010	5	C.S	6mmChequeredplate		100		90
LP7620S-5-1010	5	C.S	1.5mm304 S.S		100		100
LP7620SS-5-1010	5	304 S.S	6mm304 S.S		100		85
LP7620-1/2/3-1012	1~3	C.S	6mmChequeredplate	1.0*1.2	100		100
LP7620S-1/2/3-1012	1~3	C.S	1.5mm304 S.S		100		115
LP7620SS-1/2/3-1012	1~3	304 S.S	5mm304 S.S		100		80
LP7620-5-1012	5	C.S	6mmChequeredplate		100		105
LP7620S-5-1012	5	C.S	1.5mm304 S.S		100		120
LP7620SS-5-1012	5	304 S.S	6mm304 S.S		100		100
LP7620-1/2/3-1212	1~3	C.S	6mmChequeredplate	1.2*1.2	100		105
LP7620S-1/2/3-1212	1~3	C.S	1.5mm304 S.S		100		125
LP7620SS-1/2/3-1212	1~3	304 S.S	5mm304 S.S		100		90
LP7620-5-1212	5	C.S	6mmChequeredplate		100		115
LP7620S-5-1212	5	C.S	1.5mm304 S.S		100		135
LP7620SS-5-1212	5	304 S.S	6mm304 S.S		100		115
LP7620-1/2/3-1215	1~3	C.S	6mmChequeredplate	1.2*1.5	100		125
LP7620S-1/2/3-1215	1~3	C.S	1.5mm304 S.S		100		147
LP7620SS-1/2/3-1215	1~3	304 S.S	5mm304 S.S		100		115
LP7620-5-1215	5	C.S	6mmChequeredplate		100		140
LP7620S-5-1215	5	C.S	1.5mm304 S.S		100		162
LP7620SS-5-1215	5	304 S.S	6mm304 S.S		100		138
LP7620-1/2/3-1515	1~3	C.S	6mmChequeredplate		100		150
LP7620S-1/2/3-1515	1~3	C.S	1.5mm304 S.S		100		200



LP7620SS-1/2/3-1515	1~3	304 S.S	5mm304 S.S	1.5*1.5	100	140
LP7620-5-1515	5	C.S	6mmChequeredplate		100	170
LP7620S-5-1515	5	C.S	1.5mm304 S.S		100	220
LP7620SS-5-1515	5	304 S.S	6mm304 S.S		100	170
LP7620-1/2/3-1520	10	C.S	6mmChequeredplate	1.5*2.0	135	195
LP7620S-1/2/3-1520	1~3	C.S	1.5mm304 S.S	1.5*2.0	100	270
LP7620SS-1/2/3-1520	5	304 S.S	5mm304 S.S		100	180
LP7620-5-1520	10	C.S	6mmChequeredplate		135	225
LP7620S-5-1520	1~3	C.S	1.5mm304 S.S		100	300
LP7620SS-5-1520	5	304 S.S	6mm304 S.S		100	225
LP7620-10-1520	10	C.S	8mm C.S		135	300
LP7620-1/2/3-2020	1~3	C.S	6mmChequeredplate	2.0*2.0	100	250
LP7620-5-2020	5	C.S	6mmChequeredplate		100	295
LP7620-10-2020	10	C.S	8mm C.S		135	410
LP7620-1/2/3-2030	1~3	C.S	6mmChequeredplate	2.0*3.0	120	430
LP7620-5-2030	5	C.S	6mmChequeredplate		140	490
LP7620-10-2030	10	C.S	8mm C.S		160	650

LP7620L Lift S.S Floor Scale

Include platform 1 pcs Indicator(LCD or LED) . 1 pcs junction-box . 4 pcs sheer beam load cell and 6m cable

Instruction:

Full Stainless steel . Application for food weighing. The cover can be opened and easy to wash



LCD display



LED display



Product No.	Max. Capacity	Frame Material	Cover Material	Platform Size (m*m)	Platform Height(mm)	Price (Baht)	weight
LP7620L-1/2/3-1010	1~3	304 S.S	304 S.S	1.0*1.0	100		80
LP7620L-5-1010	5	304 S.S	304 S.S		100		90
LP7620L-1/2/3-1212	1~3	304 S.S	304 S.S	1.2*1.2	100		105
LP7620L-5-1212	5	304 S.S	304 S.S		100		120
LP7620L-1/2/3-1515	1~3	304 S.S	304 S.S	1.5*1.5	100		150
LP7620L-5-1515	5	304 S.S	304 S.S		100		170

LP7621 Floor scale with Frame

Include 1 set Frame. Indicator. 1 pcs junction-box . 4sets sheer beam load cell and 6m cable.

(รวม ถาด, หัวอ่าน, โหลดเซลล์ 4 ชุด, กล้องต่อสาย, และ สายเคเบิลยาว 6 เมตร)



LED display





JW TECH CO., LTD.

Industrial Weigh Scale Tel. 02-7337702 (Auto)

Price List 2009



WWW.JWTECH.CO.TH

Structure:

With Frame, Low profile, U-type beam ; (มีเฟรมป้องกัน โหลด



Self-aligning; (ตั้งศูนย์แล้ว)

C.S surface: painted & baked or galvanized

S.S surface: polished & brushed



LCD display

**Option:**

Product No.	Max. Capacity	Frame Material	Cover Material	Platform Size (m*m)	Platform Height(mm)	Price (Baht)	Weight	
LP7621-1/2/3-1010	1~3	C.S	6mmChequeredplate	1.0*1.0	95		105	
LP7621S-1/2/3-1010	1~3	C.S	1.5mm304 S.S		95		120	
LP7621SS-1/2/3-1010	1~3	304 S.S	5mm304 S.S	1.0*1.0	95		96	
LP7621-5-1010	5	C.S	6mmChequeredplate		95		90	
LP7621S-5-1010	5	C.S	1.5mm304 S.S		95		100	
LP7621SS-5-1010	5	304 S.S	6mm304 S.S		95		110	
LP7621-1/2/3-1012	1~3	C.S	6mmChequeredplate		1.0*1.2	95		118
LP7621S-1/2/3-1012	1~3	C.S	1.5mm304 S.S			95		130
LP7621SS-1/2/3-1012	1~3	304 S.S	5mm304 S.S	95			110	
LP7621-5-1012	5	C.S	6mmChequeredplate	95			135	
LP7621S-5-1012	5	C.S	1.5mm304 S.S	95			150	
LP7621SS-5-1012	5	304 S.S	6mm304 S.S	95			130	
LP7621-1/2/3-1212	1~3	C.S	6mmChequeredplate	1.2*1.2	95		130	
LP7621S-1/2/3-1212	1~3	C.S	1.5mm304 S.S		95		148	
LP7621SS-1/2/3-1212	1~3	304 S.S	5mm304 S.S	1.2*1.2	95		123	
LP7621-5-1212	5	C.S	6mmChequeredplate		95		145	
LP7621S-5-1212	5	C.S	1.5mm304 S.S		95		160	
LP7621SS-5-1212	5	304 S.S	6mm304 S.S		95		145	
LP7621-1/2/3-1215	1~3	C.S	6mmChequeredplate	1.2*1.5	95		155	
LP7621S-1/2/3-1215	1~3	C.S	1.5mm304 S.S		95		175	
LP7621SS-1/2/3-1215	1~3	304 S.S	5mm304 S.S		95		140	
LP7621-5-1215	5	C.S	6mmChequeredplate		95		170	
LP7621S-5-1215	5	C.S	1.5mm304 S.S		95		190	
LP7621SS-5-1215	5	304 S.S	6mm304 S.S		95		167	
LP7621-1/2/3-1515	1~3	C.S	6mmChequeredplate	1.5*1.5	95		185	
LP7621S-1/2/3-1515	1~3	C.S	1.5mm304 S.S		95		230	
LP7621SS-1/2/3-1515	1~3	304 S.S	5mm304 S.S		95		165	
LP7621-5-1515	5	C.S	6mmChequeredplate		95		205	
LP7621S-5-1515	5	C.S	1.5mm304 S.S		95		250	
LP7621SS-5-1515	5	304 S.S	6mm304 S.S		95		190	

**JW TECH CO., LTD.****Industrial Weigh Scale** Tel. 02-7337702 (Auto)**Price List 2009**WWW.JWTECH.CO.TH

LP7621-1/2/3-1520	1~3	C.S	6mmChequeredplate	1.5*2.0	95	230
LP7621S-1/2/3-1520	1~3	C.S	1.5mm304 S.S		95	300
LP7621SS-1/2/3-1520	1~3	304 S.S	5mm304 S.S		95	200
LP7621-5-1520	5	C.S	6mmChequeredplate		95	260
LP7621S-5-1520	5	C.S	1.5mm304 S.S		95	330
LP7621SS-5-1520	5	304 S.S	6mm304 S.S	1.5*2.0	95	245
LP7621-10-1520	10	C.S	8mm C.S		125	350
LP7621-1/2/3-2020	1~3	C.S	6mmChequeredplate	2.0*2.0	95	290
LP7621-5-2020	5	C.S	6mmChequeredplate		95	335
LP7621-10-2020	10	C.S	8mm C.S		125	425
LP7621-1/2/3-2030	1~3	C.S	6mmChequeredplate	2.0*3.0	115	460
LP7621-5-2030	5	C.S	6mmChequeredplate		125	600
LP7621-10-2030	10	C.S	8mm C.S	2.0*3.0	125	770

LP7622**Ultra Low Profile Floor scale**


Include 1 set Platform. 1 ramp. Indicator junction-box . 4 sets shear beam load cells and 6m cable
(รวม ถาด, หัวอ่าน, โหลดเซลล์ 4 ชุด, กล้องต่อสาย, และ สายเคเบิลยาว 6 เมตร)

Instruction:

Low profile platform, self-aligning, short ramp;

C.S platform; sand-blasting & baked; S.S platform: polished & brushed.

Moving bracket (option)



Product NO.	Max. Capacity (t)	Frame Material	Cover Material	Platform Size (m*m)	Platform Height(mm)	Price (Baht)	Weight
LP7622-0.3/0.6-0808	0.3~0.6	C.S	5mmChequeredplate	0.8*0.8	35		80 kg
LP7622SS-0.3/0.6-0808	0.3~0.6	S.S	4mm304 S.S		35		70 kg
LP7622-1/2-0808	1~2	C.S	6mmChequeredplate		45		90 kg
LP7622SS-1/2-0808	1~2	S.S	5mm304 S.S		45		80 kg
LP7622-0.3/0.6-1010	0.3~0.6	C.S	5mmChequeredplate	1.0*1.0	35		100 kg
LP7622SS-0.3/0.6-1010	0.3~0.6	S.S	4mm304 S.S		35		90 kg
LP7622-1/2-1010	1~2	C.S	6mmChequeredplate		45		120 kg
LP7622SS-1/2-1010	1~2	S.S	5mm304 S.S		45		105 kg
LP7622-0.3/0.6-1212	0.3~0.6	C.S	5mmChequeredplate	1.2*1.2	35		125 kg
LP7622SS-0.3/0.6-1212	0.3~0.6	S.S	4mm304 S.S		35		110 kg
LP7622-1/2-1212	1~2	C.S	6mmChequeredplate		45		150 kg
LP7622SS-1/2-1212	1~2	S.S	5mm304 S.S		45		135 kg

LP7623**Livestock scale (VET Scale)**

Include 1 set platform. 1 S.S indicator and 4 alloy steel shear beam loadcell

Instruction:

Pipe by welding;





S.S surface: polished & brushed

Product NO.	Max. Capacity (kg)	Frame Material	Cover Material	Platform Size (mm*mm)	Platform Height(mm)	Price (Baht)
LP7623-300-50100	300	C.S	1.5mm S.S	1000*500	70	
LP7623-500-50100	500	C.S	1.5mm S.S	1000*500	70	
LP7623-300-500-50100	300-500	S.S	1.5mm S.S	1000*500	70	
LP7623-300-500-80100	300-500	C.S	1.5mm S.S	1000*800	70	
LP7623-700-80100	700	C.S	1.5mm S.S	1000*800	70	
LP7623-700-80100	700	S.S	1.5mm S.S	1000*800	70	

LP7624

U-type scale (U Beam Pallet Scale)

Include 1 set U-type platform with wheels. Indicator, junction-box a 4 sets sheer Beam and 6m cable



Instruction:

U-type platform with wheels handles for moving

Convenient for weighing goods on pallet.

Product NO.	Max. Capacity(t)	Frame Material	Cover Material	Platform Size(m*m)	Platform Height(mm)	Price (Baht)	Weight
LP7624-0.5/1/2-126*92	0.5-2	C.S	C.S	1260*920	95		70 kg
LP7624SS-0.5/1/2-126*92		304 S.S	304 S.S				65 kg
LP7624-0.5/1/2-126*106		C.S	C.S	1260*1060	95		75 kg
LP7624SS-0.5/1/2-126*106		304 S.S	304 S.S				70 kg

LP7625

Pallet Scale (Pallet Truck Scale)

Include 1 set pallet, indicator box(with indicator) junction-box and 4sets sheer beam load cells



Instruction:

Pallet with scale for weighing in transportation.

Build-in printer(option)

Product No.	Max. Capacity	Frame Material	Cover Material	Platform Size(m*m)	Platform Height(mm)	Price (Baht)	Weight
LP7625-1/2/2.5-115*55	C.S	C.S	C.S	1150*550	518		150 kg
LP7625-1/2/2.5-115*55	C.S	C.S	Chequered Plate steel		518		150 kg
LP7625-1/2/2.5-122*69	C.S	C.S	C.S	1220*690	565		170 kg
LP7625-1/2/2.5-122*69	C.S	C.S	Chequered Plate steel		565		170 kg

LP7626

Cushioning scale

Include 1 set platform. Cushioning scale . indicator. Junction-box and 4 sets

Shear beam load-cell .6 cable

Instruction:

Double deck platform with anti-impact structure

Cushioning function by pre-pressed spring

V-type durable bracket (option) .



Product No.	Max. Capacity(t)	Frame Material	Cover Material	Platform Size(m*m)	Platform Height(mm)	Price (Baht)	Weight
-------------	------------------	----------------	----------------	--------------------	---------------------	--------------	--------



LP7626-1/2/3-1212	1~3	C.S	C.S	1.2*1.2	400	470 kg
LP7626-5-1212	5	C.S	C.S		400	580 kg
LP7626-5-1515	5	C.S	C.S	1.5*1.5	400	780 kg
LP7626-10-1515	10	C.S	C.S		400	980 kg
LP7626-10-1520	10	C.S	C.S	1.5*2.0	400	1100 kg
LP7626-20-1520	20	C.S	C.S		400	1500 kg
LP7626-20-2020	20	C.S	C.S		400	1800 kg

LP7627 Movable Floor scale

Include 1 set platform. Moving device. Indicator box (with indicator). Junction-box and 4

Sets sheer beam load-cell.

Instruction:

With oil pressure-actuated lifting device , wheels and handle

With base Frame, constrainer and self-aligning

Build-in printer(option)



Product No.	Max. Capacity(t)	Frame Material	Cover Material	Platform Size(m*m)	Platform Height(mm)	Price (Baht)	Weight
LP7627-0.5/1/2/3-1010	0.5~3	C.S	C.S	1.0*1.0	160		200 kg
LP7627S-0.5/1/2/3-1010		C.S	304 S.S		160		210 kg
LP7627-0.5/1/2/3-1012		C.S	C.S	1.0*1.2	160		220 kg
LP7627S-0.5/1/2/3-1012		C.S	304 S.S		160		230 kg
LP7627-0.5/1/2/3-1212	5	C.S	C.S	1.2*1.2	160		240 kg
LP7627S-0.5/1/2/3-1212		C.S	304 S.S		160		250 kg
LP7627-5-1212		C.S	C.S	1.2*1.5	180		255 kg
LP7627S-5-1212		C.S	304 S.S		180		265 kg
LP7627-0.5/1/2/3-1215	0.5~3	C.S	C.S	1.2*1.5	160		260 kg
LP7627S-0.5/1/2/3-1215		C.S	304 S.S		160		270 kg
LP7627-5-1215	5	C.S	C.S	1.2*1.5	180		280 kg
LP7627S-5-1215		C.S	304 S.S		180		290 kg
LP7627-0.5/1/2/3-1515	0.5~3	C.S	C.S	1.5*1.5	160		280 kg
LP7627-5-1515	5	C.S	C.S		180		300 kg

LP7628 Animal scale

Include 1 set platform. Railing. Junction-box and 4sets sheer beam load-cell .6 m cable

Instruction:

Slipproof pan, waterproof ,with railing and door;

Professional indicator for animal weighing.



Product No.	Max. Capacity(t)	Frame Material	Cover Material	Platform Size(m*m)	Platform Height(mm)	Price (Baht)	Weight
LP7628-1/2/3-1215	1~3	C.S	C.S	1.2*1.5	1,300		220 kg
LP7628-1/2/3-1515	1~3	C.S	C.S	1.5*1.5	1,300		260 kg
LP7628-5-1515	5	C.S	C.S		1,320		280 kg
LP7628-1/2/3-1520	1~3	C.S	C.S	1.5*2.0	1,300		300 kg
LP7628-5-1520	5	C.S	C.S		1,320		330 kg
LP7628-1/2/3-2020	1~3	C.S	C.S	2.0*2.0	1,300		350 kg

**JW TECH CO., LTD.****Industrial Weigh Scale** Tel. 02-7337702 (Auto)**Price List 2009**WWW.JWTECH.CO.TH

LP7628-5-2020	5	C.S	C.S	2.0*3.0	1,320		400 kg
LP7628-1/2/3-2030	1~3	C.S	C.S	2.0*3.0	1,300		550 kg
LP7628-5-2030	5	C.S	C.S		1,320		650 kg

LP7630**Weighing Bar**

Include platform 1 S.S indicator and 4 shear beam load cell

Characteristic: Mild Steel. Powder coated



Product NO.	Max. Capacity(t)	Frame Material	Cover Material	Platform Size (m*m)	Platform Height (mm)	Price (Baht)	Weight (kg)
LP7630-0.5/1/2/3-0808	0.5~3	C.S	C.S	0.8*0.8	95		26
LP7630-0.5/1/2/3-1010	0.5~3	C.S	C.S	1.0*1.0	95		33
LP7630-0.5/1/2/3-1212	0.5~3	C.S	C.S	1.2*1.2	95		39
LP7630-5-1212	5	C.S	C.S		95		39
LP7630-0.5/1/2/3-1515	0.5~3	C.S	C.S	1.5*1.5	95		49
LP7630-5-1515	5	C.S	C.S		95		49

LP7716**Smooth Personal Scale**

Capacity x Readability 660 lb x 0.5 lb

Capacity x Readability 300 kg x 100 g

Weighing Modes kg, lb, LCD display with 4 1/2 active digits Operating Temperature 5°C ~ 35°C Platform Mild Steel, Low Profile Base Scale Dimensions 28" x 40" x 3" Optional Ac



Product NO.	Max. Capacity(kg)	Frame Material	Cover Material	Platform Size (mm)	Platform Height (mm)	Price (Baht)
LP7716-300-4040	300	C.S	S.S	400*400	70	
LP7716-300-5050	300	C.S	S.S	500*500	70	

LP7717**Personal Weigh**

Capacity: 500lb / 200kg Resolution 0.1lb / 0.05kg Display Dual 1" High LCD Platform Dimensions 15" W x 13" D x 2" H

Height Rod Minimum 2' - 7" (81 cm) Maximum 6' - 10" (210 cm)

Power :Rechargeable Batteries (Included)



Product NO.	Max. Capacity(kg)	Frame Material	Cover Material	Platform Size (mm)	Platform Height (mm)	Price (Baht)
LP7717-200-4040	300	C.S	S.S	400*400	70	
LP7717-200-5050	300	C.S	S.S	500*500	70	



JW TECH CO., LTD.

Industrial Weigh Scale Tel. 02-7337702 (Auto)

Price List 2009



WWW.JWTECH.CO.TH

LP7714 Food Scale

Capacity: 44lb(20kg) Resolution 0.1lb* Accuracy Within ± 2 divisions (Not Legal for Trade) Weighing Units lb, oz*,g*
Stainless Steel Scale Dimensions
Power
120 VAC (+10%, -15%) 60Hz (+/- 3Hz). Wall mount supply. Standard 3 wire ground input.
Operating E



Product NO.	Max. Capacity(kg)	Frame Material	Cover Material	Platform Size (mm)	Platform Height (mm)	Price (Baht)
LP7714-20/30-300*300	20/30	S.S	S.S	300*300	70	
LP7714-20/30-400*400	20/30	S.S	S.S	400*400	70	

LP7719 Portable Livestock Scale

- Mains or rechargeable battery (battery and charger included)
 - Good tolerance of adverse conditions
- Max capacity:2000kg



Product NO.	Max. Capacity(kg)	Frame Material	Cover Material	Platform Size (mm)	Price (Baht)
LP7719-300-500-50100	500	C.S	Chequered palte steel	1000*500	
LP7719-1000-50100	1000	C.S	Chequered palte steel	1000*500	
LP7719-2000-50100	2000	C.S	Chequered palte steel	1000*500	

LP7910 Portable Crane Scale

Feature: Optional display interval, overload alarm, Anti-motion, Display hold, Rotatable hook and shackle
Die-casting aluminum enclosure
Remote Controller:
30mm(1.2") LED display LP7910A
30mm(1.2") LCD display LP7910B

Product NO.	Max. Capacity(kg)	Price (Baht)	Weight (kg)
LP7910-50	50		5.5
LP7910-100	100		5.5
LP7910-200	200		5.5
LP7910-300	300		5.5
LP7910-500	500		5.5





LP7910-1000	1000		5.5
-------------	------	--	-----

LP7911

General Crane Scale

Feature: Optional display interval, overload alarm, Anti-motion, Display hold

Die-casting aluminum enclosure

Remote Controller:

30mm(1.2") LED display LP7911A

30mm(1.2") LCD display LP7911B

40mm(1.6") LED display LP7911C

Product NO.	Max. Capacity(kg)	Price (Baht)	Weight(kg)
LP7911-1	1000		15.5
LP7911-2	2000		15.5
LP7911-3	3000		18.5
LP7911-5	5000		30.5
LP7911-10	10000		47
LP7911-15	15000		64
LP7911-20	20000		68



LP7912

Heavy Duty Crane Scale

Feature: Optional display interval, overload alarm, Anti-motion, Display hold

Whole steel enclosure

Remote Controller: 56mm(2.2") LED display

Product NO.	Max. Capacity(t)	Price (Baht)	Weight(kg)
LP7912-10	10		60
LP7912-15	15		80
LP7912-20	20		95
LP7912-30	30		185
LP7912-50	50		500



LP7913

High-heat Proof Crane Scale

Feature: Application for high-temperature environment Alloy steel high accuracy loadcell

Rechargeable lead acid battery. Whole alloy steel load receptor.

Capacity: 1000kg-15000kg(2k lb-30k lb)

Whole steel enclosure

Remote Controller: 30mm(1.2") or 56mm(2.2")

Product NO.	Max. Capacity(t)	Price (Baht)	Weight(kg)
LP7913-1	1		25
LP7913-2	2		25
LP7913-3	3		31
LP7913-5	5		48
LP7913-10	10		63
LP7913-15	15		73





LP7914

Wireless Crane Scale

Feature: Whole-mental cast Built-in micro-printer LCD display, portable indicator RS-232 interface for data output Distance of wireless transmission: ≥ 200 while no obstacle
Capacity: 1000kg-50000kg(2k lb-100k lb)

Product NO.	Max. Capacity(t)	Price (Baht)	Weight(kg)
LP7914-1	1		22
LP7914-2	2		22
LP7914-3	3		25
LP7914-5	5		38
LP7914-10	10		48
LP7914-15	15		68
LP7914-20	20		72
LP7914-30	30		155
LP7914-50	50		420



LP7810

Standard Truck Scale

Feature: Standard Truck scale

1. Distinct U- beam steel or H-beam bridge construction
2. Modularized, standardized, multiple;
3. The length of platform is: 6m-24m
4. The width of platform is: 3m or 3.4m;
5. Weighing capacity: 30t-150t
6. Accuracy C



Product NO.	Max. Capacity(t)	Top plate	Beam	Rail guard price (baht)	Load cell	Price (Baht)
LP7810-30~60-3m*6m	40~60	Chequered plate 10mm	U-Beam 50mm Height		4pcs	
LP7810-30~60-3m*10m	60	Chequered plate 10mm	U-Beam 50mm Height		6pcs	



LP7810-30~80-3m*12m	60-80	Chequered plate 10mm	U-Beam 50mm Height		6pcs	
LP7810-30~80-3m*16m	60-80	Chequered plate 10mm	U-Beam 50mm Height		8pcs	
LP7810-30~80-3m*18m	60-80	Chequered plate 10mm	U-Beam 50mm Height		8pcs	
LP7810-30~100-3m*20m	100	Chequered plate 10mm	U-Beam 50mm Height		10pcs	
LP7810-30~100-3m*21m	100	Chequered plate 10mm	U-Beam 50mm Height		10pcs	
LP7810-30~120-3m*24m	60-120	Chequered plate 10mm	U-Beam 50mm Height		10pcs	
LP7810-30~120-3m*30m	80-120	Chequered plate 10mm	U-Beam 50mm Height		12pcs	

NOTE: The Rail Guard is optional,if you don't need it,you can deduction from FOB Price.

LP7811 Portable Truck Scale

Feature: Portable truck scale
Size from 3m X 6m to 3m X 30m
Structure :U-Beam
With rail Guard



Product NO.	Max. Capacity(t)	Top plate	Beam	Rail guard price (baht)	Load cell	Price (Baht)
LP79811-30~60-3m*6m	40~60	Chequered plate 10mm	U-Beam 50mm Height		4pcs	
LP79811-30~60-3m*10m	60	Chequered plate 10mm	U-Beam 50mm Height		6pcs	
LP79811-30~100-3m*12m	60-80	Chequered plate 10mm	U-Beam 50mm Height		6pcs	
LP79811-30~150-3m*16m	60-80	Chequered plate 10mm	U-Beam 50mm Height		8pcs	
LP79811-30~150-3m*18m	60-80	Chequered plate 10mm	U-Beam 50mm Height		8pcs	
LP79811-30~150-3m*20m	100	Chequered plate 10mm	U-Beam 50mm Height		10pcs	
LP79811-30~150-3m*21m	100	Chequered plate 10mm	U-Beam 50mm Height		10pcs	
LP79811-30~150-3m*24m	60-120	Chequered plate 10mm	U-Beam 50mm Height		10pcs	
LP79811-30~150-3m*30m	80-120	Chequered plate 10mm	U-Beam 50mm Height		12pcs	

LP7812 Concrete Truck Scale

Feature: Concrete truck scale
Size from 3m X 6m to 3m X 30m
Structure :H-Beam deformed steel bar by optional



Deformed steel Bar (Optional)

Product No	Max. Capacity(t)	Steel Bar (Optional)USD	Non Galvanized Price (Baht)	Full Galvanized Price (Baht)	Load cell
LP7812-30~60-3m*6m	40-60	420			4pcs
LP7812-30~60-3m*10m	60	520			6pcs
LP7812-30~100-3m*12m	60-80	580			6pcs
LP7812-30~150-3m*16m	60-80	880			8pcs



JW TECH CO., LTD.

Industrial Weigh Scale Tel. 02-7337702 (Auto)

Price List 2009



WWW.JWTECH.CO.TH

LP7812-30~150-3m*18m	60-80	1100			8pcs
LP7812-30~150-3m*20m	80~100	1280			10pcs
LP7812-30~150-3m*21m	80~100	1340			10pcs
LP7812-30~150-3m*24m	80~100	1500			10pcs
LP7812-30~150-3m*30m	80~120	1800			10pcs

LP7510

Weighing indicator

Feature: LCD or LED display



LCD display



LED display

Product NO.	Feature	Weight(kg)	Price (Baht)
LP7510A-LCD/LED	AC220V/50Hz . Carbon Steel	2	
LP7510D-LCD/LED	AC220V/50Hz or DC 6v Carbon Steel	2	
LP7510A-SS-LCD/LED	AC220V/50Hz . 1.5mm Stainless Steel	2	
LP7510D-SS-LCD/LED	AC220V/50Hz or DC 6v 1.5mm Stainless Steel	2	
LP7510P	AC220V/50Hz or DC 6v 1.5mm Stainless Steel with internal printer	3	

For RS232 it takes extra 800 baht

LP7510W

Waterproof indicator

Protection Class: IP67



Product NO.	Feature	Weight(kg)	Price (Baht)
LP7510WA-SS-LCD/LED	AC220V/50Hz .1.5mm Stainless Steel	3	
LP7510WD-SS-LCD/LED	AC220V/50Hz or DC 6v 1.5mm Stainless Steel	3	

For RS232 it takes extra 800 baht

LP7110

Shear Beam Load Cell

Feature:

Structure: sheer beam

Capacity: 0.25~7.5t

Material: S.S or Alloy steel. Nickel plating

Application for Floor scale. Pallet scale and weighing module



Product NO.	Max. Capacity(t)	Material	Price (Baht)
LP7110A-0.25/0.5/1/2/2.5-C3	0.25~2.5	Alloy Steel	
LP7110A-3.5~7.5-C3	3.5~7.5	Alloy Steel	



LP7110S-0.25/0.5/1/2/2.5-C3	0.25~2.5	Stainless Steel	
LP7110S-3.5~7.5-C3	3.5~7.5	Stainless Steel	

LP7110Y**Shear Beam Load Cell**

Feature:

Structure: shear beam

Capacity: 1klb-20klb

Material: S.S or Alloy steel. Nickel plating

Application for Floor scale. Pallet scale and weighing module



Product NO.	Max. Capacity(t)	Material	Price (Baht)
LP7110YA-1/2.5/4/5klb-C3	1/2.5/4/5klb	Alloy Steel	
LP7110YA-10/15/20klb-C3	10/15/20klb	Alloy Steel	
LP7110YS-1/2.5/4/5klb-C3	1/2.5/4/5klb	Stainless Steel	
LP7110YS-10/15/20klb-C3	10/15/20klb	Stainless Steel	

LP7111**Shear Beam Load Cell (Heavy duty)**

Feature:

Structure: shear beam

Capacity: 0.5~20t

Material: Alloy steel. Nickel plating

Application:



Product NO.	Max. Capacity(t)	Material	Price (Baht)
LP7111-0.5/1/2/3-C3	0.5/1/2/3	Alloy Steel	
LP7111-5/7.5-C3	5/7.5	Alloy Steel	
LP7111-10-C3	10	Alloy Steel	
LP7111-20-C3	20	Alloy Steel	

LP7120**Bending Beam Load Cell**

Feature:

Capacity: 5kg~500kg

Material: Alloy steel. Nickel plating

or S.S; welding & seal

Application for packing scales.

Batching scales. Belt scales.



Product NO.	Max. Capacity(t)	Material	Price (Baht)
LP7120A-5/10-C3	5/10kg	Alloy Steel	
LP7120A-20~500-C3	20/500kg	Alloy Steel	
LP7120S-5/10-C3	5/10kg	Stainless Steel	
LP7120S-20~500-C3	20/500kg	Stainless Steel	



LP7131

Compression Load Cell

Feature:

Capacity: 10~50t

Material: Alloy steel. Or Stainless steel

Application for hopper ,silo , tank scales, scrap buckle, modules. Etc



Product NO.	Max. Capacity(t)	Material	Price (Baht)
LP7131A-10/20/30/50-C3	10/20/30/50t	Alloy Steel	
LP7131S-10/20/30/50-C3	10/20/30/50t	Stainless Steel	

LP7140

Tension S type Load Cell

Feature:

Capacity: 20/50/75/100/150/200/300/500kg,1/2/2.5/3/5/7.5/10t

Material: Alloy steel or S.S (IP67)

Application for Packing Scale, Belt Scale, Crane Scale.



Product NO.	Max. Capacity(kg)	Material	Price (Baht)
LP7140A-20~1000kg-C3	20~1000kg	Alloy Steel	
LP7140S-100~500kg-C3	100~500kg	Stainless Steel	
LP7140A-2~5t-C3	2~5t	Alloy Steel	
LP7140S-1~5t	1~5t	Stainless Steel	
LP7140A-7.5~10t-C3	7.5~10t	Alloy Steel	
LP7140S-7.5t	7.5t	Stainless Steel	

LP7160/7161/7162

Single Point Load Cell

Feature:

Capacity: 50~2000kg

Material: Aluminum alloy steel.

Application for bench scales. Packing scales



LP7162



LP7160



LP7161

Product NO.	Max. Capacity(kg)	Size	Material	Price (Baht)
LP7160-50~300-C3	50~300	150*40*44	Aluminum	
LP7160S-50~300-C3	50~300	150*40*44	Stainless steel	
LP7161-50~750-C3	50~750	175*60*65	Aluminum	
LP7161S-50~750-C3	50~750	175*60*65	Stainless steel	
LP7162-50~200-C3	50~200	156*44*75	Aluminum	
LP7162-250~750-C3	250~750	146*60*95	Aluminum	
LP7162-750~2000-C3	750~2000	176*76*125	Aluminum	
LP7162S-50~200-C3	50~200	156*44*75	Aluminum	
LP7162S-250~750-C3	250~750	146*60*95	Aluminum	
LP7162S-750~2000-C3	750~2000	176*76*125	Aluminum	



LP7210

Weighing Modules

Include up and down mounting plate ;
sheer beam load cell; with transverse stay rod and lift-off device.



Instruction:

C.S material; Nickel plating; application for Hopper and silo weighing.

Product No.	Max. Capacity	Load Cell	Price (Baht)
LP7210-0.25/0.5/1/2/2.5	0.25/0.5/1/2/2.5	Shear beam LP7110	
LP7210-3/5/7.5	3/5/7.5	Shear beam LP7110	
LP7210S-0.25/0.5/1/2/2.5	0.25/0.5/1/2/2.5	Shear beam LP7110	
LP7210S-3/5/7.5	3/5/7.5	Shear beam LP7110	

LP7211

Weighing Modules

Include up and down mounting
plate ;
sheer beam load cell; with and lift-



Instruction:

Dead load Module: full/semi/fixed floated
C.S material; Nickel plating; hopper and silo weighing.

Product No.	Max. Capacity	Load Cell	Price (Baht)
LP7211-0.5/1/2/3	0.5/1/2/3	Shear beam LP7111	
LP7211-5/7.5	5/7.5	Shear beam LP7111	
LP7211-10	10	Shear beam LP7111	
LP7211S-0.5/1/2/3	0.5/1/2/3	Shear beam LP7111	
LP7211S-5/7.5	5/7.5	Shear beam LP7111	
LP7211S-10	10	Shear beam LP7111	

LP7220

Weighing Modules

Include up and down mounting plate ; Bending beam
load cell; with and lift-off device.



Instruction:

Small weighing modules

C.S material; Nickel plating; Application for roller
table and hopper weighing

Product No.	Max. Capacity	Load Cell	Price (Baht)
LP7220-5~500	5~500	Bending beam LP7120	
LP7220S-5~500	5~500	Bending beam LP7120	

LP7231

Weighing Modules

Include up and down mounting plate ;
Compression load cell; transverse constrainer rod.



Instruction:

Cylinder modules

C.S material; color Nickel plating; application for Hopper and silo weighing.



Product No.	Max. Capacity	Load Cell	Price (Baht)
LP7231-5~50t	5~50t	Compression LP7131	
LP7231S-5~50t	5~50t	Compression LP7131	

LP7232

Weighing Modules

Include up and down mounting plate ; Compression load cell; transverse constrainer rod.

Instruction:

Ultra low structure. Cylinder modules

Product No.	Max. Capacity	Load Cell	Price (Baht)
LP7232-0.5~5	0.5~5t	Compression LP7132	
LP7232S-0.5~5	0.5~5t	Compression LP7132	



LP7310

Weighing Junction-box

Instruction:

Signal mode, Stainless steel shell. IP65



Product NO.	Description	Price (Baht)
LP7310A-S-5	Small 5 holes 4 lines	
LP7310B-S-5	Big 5 holes 4 lines	
LP7310B-S-7	8 holes 7 lines	
LP7310B-S-9	9 holes 8 lines	

LP7330

Second display

Instruction:

Size:1"-8"

Power:11/220v

Data transmission ; RS233 or 20 mA electric current output.

Product NO.	Size	Price (Baht)
LP7330-1	1"	
LP7330-3	3"	
LP7330-5	5"	
LP7330-8	8"	



LP735X Printer

Product NO.	Description	Price (Baht)
LP7351	table printer	
LP7352	internal printer	



table printer



internal printer